



# School Opinion Survey

## School Report, 2016.

### Flagstone Creek State School (0489)

#### Contents

Supporting information

[Metadata](#)

Parent/Caregiver Survey reports:

[Parent/Caregiver School Report, 2016](#)

[Parent/Caregiver School Report, 2012–2016](#)

[Parent/Caregiver School Report by school and non-school level references, 2016](#)

Student Survey reports:

[Student School Report, 2016](#)

[Student School Report, 2012–2016](#)

[Student School Report by student year level, 2016](#)

[Student School Report by school and non-school level references, 2016](#)

Staff Survey (includes responses from the Principal Survey) reports:

[Staff School Report \(all staff items\), 2016](#)

[Staff School Report \(all staff items\), 2013–2016](#)

[Staff School Report \(all staff items\) by staff type, 2016](#)

[Staff School Report \(all staff items\) by school and non-school level references, 2016](#)

[Staff School Report \(teaching staff only items\), 2016](#)

[Staff School Report \(teaching staff only items\), 2013–2016](#)

[Staff School Report \(teaching staff only items\) by school and non-school level references, 2016](#)

Principal Survey report:

[Principal Report \(principal only items\) by non-school level references, 2016](#)

#### Additional supporting information

Information on the School Opinion Survey is available from OnePortal:

[School Opinion Survey — OnePortal page](#)

Supporting explanatory notes to assist with interpreting these reports is available from:

[School Opinion Survey — Explanatory Notes](#)

## SCHOOL OPINION SURVEY — Metadata

<b>Data source</b>	School Opinion Survey
<b>Description</b>	The School Opinion Survey (SOS) is an annual suite of surveys (parent/caregiver, student, staff and principal) to gauge opinions on important aspects of schooling in Queensland state schools. The staff and principal surveys also provide an opportunity for school staff to express their opinions on the school as a work environment.
<b>Owner</b>	State Schools Division   Department of Education and Training   Queensland Government
<b>Custodian</b>	Performance Monitoring and Reporting   Department of Education and Training   Queensland Government
<b>Custodian contact</b>	<a href="mailto:SchoolOpinionSurvey@det.qld.gov.au">SchoolOpinionSurvey@det.qld.gov.au</a>
<b>Collection authority or relevant legislation</b>	<ul style="list-style-type: none"> <li>• Education (General Provisions) Act 2006 &lt;<a href="http://www.legislation.qld.gov.au/LEGISLTN/CURRENT/E/EducGenPrA06.pdf">http://www.legislation.qld.gov.au/LEGISLTN/CURRENT/E/EducGenPrA06.pdf</a>&gt;</li> <li>• Information Privacy Act 2009 &lt;<a href="http://www.legislation.qld.gov.au/LEGISLTN/CURRENT/I/InfoPrivA09.pdf">http://www.legislation.qld.gov.au/LEGISLTN/CURRENT/I/InfoPrivA09.pdf</a>&gt;</li> </ul>
<b>Purpose of collection</b>	<ul style="list-style-type: none"> <li>• Increased understanding of opinions of parents/caregivers, students and school staff with various aspects of their school.</li> <li>• Increased understanding of areas of strength at Queensland state schools and areas that could be improved.</li> <li>• Increased understanding of various aspects of the work environment in Queensland state schools from staff and principals including effective relationships, work roles, general morale and development of schools as learning environments.</li> <li>• Key Performance Indicators in corporate documents such as Service Delivery Statements, the Strategic Plan and the Annual Report as well as monitoring performance at both the school and systemic level.</li> </ul>
<b>Reference period</b>	The surveys have been enumerated annually in July/August, and respondents were asked to respond thinking back over 'this school year'.
<b>Scope and coverage</b>	Data only collected from Queensland state schools, where scope and coverage was dependent on the size and composition of individual schools. In 2016, the target populations were: <ul style="list-style-type: none"> <li>• Parent/Caregiver Survey: all parents/caregivers based on eldest child at the school (including parents/caregivers of preparatory year and special school students).</li> <li>• Student Survey: sample of students in Years 5, 6, 8 and 11.</li> <li>• Student Survey for Special Schools: administered to age equivalent students in Special Schools at the Principals' discretion.</li> <li>• Staff Survey: all school staff (excluding Principals).</li> <li>• Principal Survey: all Principals (including Heads of Campus) aligned to departmental collection centres.</li> </ul>
<b>Response scale</b>	A six point agreement response scale was used: Strongly Disagree, Disagree, Somewhat Disagree, Somewhat Agree, Agree, Strongly Agree. Respondents were also presented with an 'Unable to comment' response category and these responses were excluded from calculations.
<b>Sampling</b>	The Student Survey for Special Schools sample was selected for age equivalent students in Special Schools at the Principals' discretion. The Student Survey sample was selected from a master list of all students enrolled in the target year levels: <ul style="list-style-type: none"> <li>• Schools with more than 60 students in each of the targeted year levels administered the survey to a sample of 60 students in each of the targeted year levels.</li> <li>• Schools with 60 or less students in each of the targeted year levels administered the survey to every student in each of the targeted year levels and supplemented with students in other year levels as appropriate.</li> </ul> NOTE: If a selected student was away on the day the survey was administered at the school, the next selected student on the sampling list was asked to complete the survey.
<b>Administration</b>	In 2016, the surveys were primarily collected online using the department's WebSurvey System, with the exception of the Parent/Caregiver Survey where paper forms were administered in some pre-selected remote schools. The Parent/Caregiver Survey was also available upon request as a non-standard paper based translation. Schools were encouraged to administer the surveys following the suggested procedures in the Administration Guide to achieve the highest possible participation by parents/caregivers, students and staff. Schools were instructed to ensure that all responses remained confidential so that confidence in the survey results was maximised.
<b>Data adjustments</b>	<ul style="list-style-type: none"> <li>• The contractor managing the data entry of the paper based Parent/Caregiver Survey form reviewed and cleaned responses as necessary.</li> <li>• The department's WebSurvey System contains automatic validation properties to ensure that online data were correct.</li> <li>• The department processed and cleaned the datasets to ensure only one response was selected per item and removed duplicates and full non-responses.</li> <li>• Minor corrections to teaching staff items S2136 and S2123 for survey years 2014 and 2015 have been made to correct an error in the aggregation methodology. Whilst this will not affect the majority of schools, users who have stored historical reports are advised to use the new content.</li> </ul>
<b>Coherence</b>	A significant redevelopment of the surveys occurred over 2012 (parents/caregivers and students) and 2013 (staff and principals) to align the surveys with the proposed National School Opinion Survey, and has resulted in a break in the time series. As such, this report contains data following the break in time series only, to allow for future comparisons of data.
<b>Response rates</b>	A response rate is not provided for the survey types as this is difficult to accurately calculate with the unknowns at the school level. As a reference for interpreting school level results, the number of respondents who answered each item is provided in conjunction with the percentages for each response.

## SCHOOL OPINION SURVEY — Metadata

<b>Reporting units</b>	<ul style="list-style-type: none"> <li>• Parents/caregivers.</li> <li>• Students.</li> <li>• All staff (all staff only items; includes Principals where items were the same).</li> <li>• Teaching staff (teaching staff only items; includes Principals where items were the same).</li> <li>• Principals (principal only items) NOTE: Principal items are only available at non-school level reporting levels.</li> </ul>
<b>Reporting levels</b>	<ul style="list-style-type: none"> <li>• Queensland state schools.</li> <li>• Departmental reporting levels (refer to explanatory notes for detailed group definitions) including: <ul style="list-style-type: none"> <li>- Like Schools Group (LSG): Based on School Type, Band, Index of Relative Socio-Economic Disadvantage and Proportion of Indigenous Students.</li> <li>- School Group: Comprised of 'Primary' (State Schools); 'Secondary' (State High Schools); 'P-10/P-12' (Primary/Secondary Schools); 'Special' (Special Schools); 'SDE/EU/SP' (Schools of Distance Education, Educational Units and Special Purpose Schools); and 'Other' (Community Schools, Centres for Continuing Secondary Education, Environmental Education Centres and Outdoor Education Centres).</li> <li>- Geographic Region: Based on the department's geographic region reporting structure.</li> </ul> </li> <li>• Queensland.</li> </ul>
<b>Estimates</b>	<ul style="list-style-type: none"> <li>• Data only collected from Queensland state schools.</li> <li>• Data are reported as the number of total valid responses to an individual statement (denominator) and the per cent of valid responses for the agreement response scale.</li> <li>• School level data are prone to very high variability due to small sample sizes taken from the population and/or varying response rates. It is advised to be used with caution.</li> <li>• School level data are unweighted.</li> <li>• Non-school level data are weighted to relevant benchmarks.</li> </ul>
<b>Caveats</b>	<p>n: The number of respondents in the school who answered an individual item.</p> <p>Total Agreement: Presents the aggregation of positive responses, that is; 'Somewhat Agree', 'Agree' and 'Strongly Agree'.</p> <p>DW: Data withheld for confidentiality reasons. This can be for small respondent groups or where all responses to an item are the same.</p> <p>NA: Data not available.</p> <ul style="list-style-type: none"> <li>• Percentages are rounded to one decimal point in reports, so discrepancies may occur between sums of the component items and totals.</li> <li>• Staff includes responses from Principals, where items were identical on both the Staff Survey and the Principal Survey.</li> <li>• Staff refers to both teaching and non-teaching staff.</li> <li>• Teaching staff includes Class Teachers; Deputy Principals; Guidance Officers; Heads of Department and Heads of Special Education Services; Itinerant and Visiting Teachers; Principals; Resource Teachers, Reading Recovery Teachers and Tutors and Learning Support Teachers; Teachers in Charge and staff in other teaching roles.</li> <li>• Graphs should be viewed in conjunction with the corresponding table as 'NA', 'DW' and '0%' are all displayed as zero.</li> </ul>
<b>Dissemination</b>	<ul style="list-style-type: none"> <li>• Queensland state schools receive annual school level reports, which include non-school level references.</li> <li>• Schools are required to include survey results in their annual report.</li> <li>• The department includes statewide survey results in their annual report.</li> <li>• Datasets are released on the departments website &lt;<a href="http://education.qld.gov.au/schoolopinionsurvey/">http://education.qld.gov.au/schoolopinionsurvey/</a>&gt; and on the Queensland Government Open Data portal &lt;<a href="https://data.qld.gov.au/">https://data.qld.gov.au/</a>&gt;.</li> <li>• Customised data are available upon request.</li> </ul>

## SCHOOL OPINION SURVEY — Parent/Caregiver School Report, 2016.

### Flagstone Creek State School (0489)

Total Agreement: Presents the aggregation of positive responses, that is; 'Somewhat Agree', 'Agree' and 'Strongly Agree'.

Graph should be viewed in conjunction with the corresponding table as 'NA', 'DW' and '0%' are all displayed as zero.

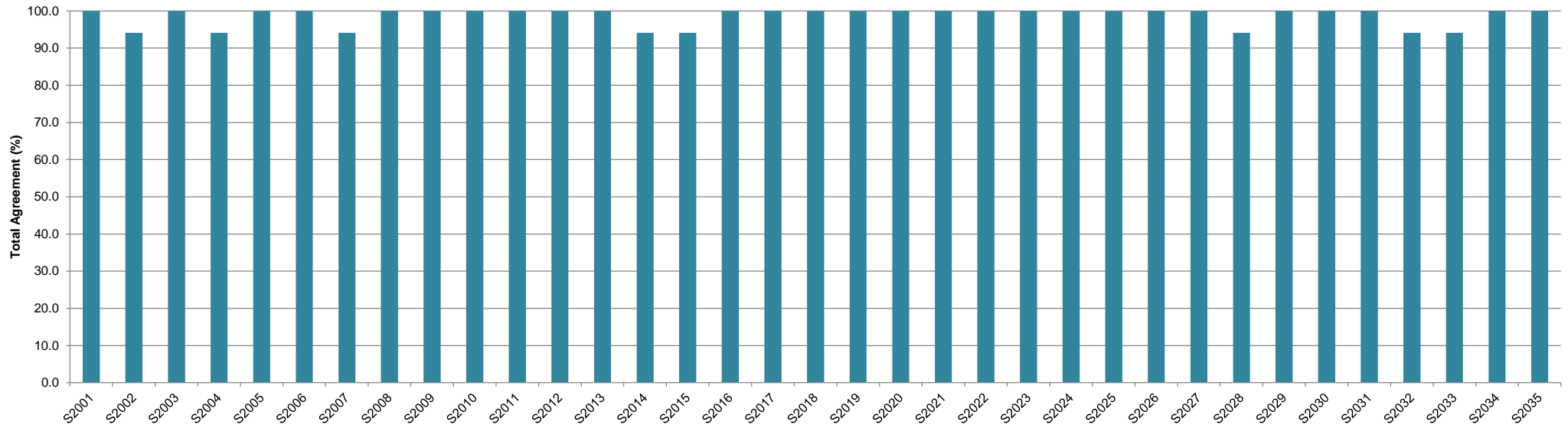
Item code	Parents/Caregivers were asked to think back over the school year, and to indicate the extent to which they agreed or disagreed with the following statements, for their eldest child in the school:	n	Strongly Disagree	Disagree	Somewhat Disagree	Somewhat Agree	Agree	Strongly Agree	Total Agreement
			(%)	(%)	(%)	(%)	(%)	(%)	(%)
S2001	My child likes being at this school.	17	0.0	0.0	0.0	5.9	23.5	70.6	100.0
S2002	My child feels safe at this school.	17	0.0	0.0	5.9	0.0	23.5	70.6	94.1
S2003	My child's learning needs are being met at this school.	17	0.0	0.0	0.0	17.6	29.4	52.9	100.0
S2004	My child is making good progress at this school.	17	0.0	0.0	5.9	11.8	41.2	41.2	94.1
S2005	Teachers at this school expect my child to do his or her best.	17	0.0	0.0	0.0	0.0	29.4	70.6	100.0
S2006	Teachers at this school provide my child with useful feedback about his or her school work.	17	0.0	0.0	0.0	11.8	35.3	52.9	100.0
S2007	Teachers at this school motivate my child to learn.	17	0.0	0.0	5.9	5.9	41.2	47.1	94.1
S2008	Teachers at this school treat students fairly.	17	0.0	0.0	0.0	5.9	47.1	47.1	100.0
S2009	I can talk to my child's teachers about my concerns.	17	0.0	0.0	0.0	0.0	11.8	88.2	100.0
S2010	This school works with me to support my child's learning.	17	0.0	0.0	0.0	5.9	29.4	64.7	100.0
S2011	This school takes parents' opinions seriously.	17	0.0	0.0	0.0	0.0	47.1	52.9	100.0
S2012	Student behaviour is well managed at this school.	17	0.0	0.0	0.0	17.6	58.8	23.5	100.0
S2013	This school looks for ways to improve.	17	0.0	0.0	0.0	5.9	47.1	47.1	100.0
S2014	This school is well maintained.	17	0.0	0.0	5.9	0.0	11.8	82.4	94.1
S2015	This school gives my child opportunities to do interesting things.	17	0.0	5.9	0.0	5.9	17.6	70.6	94.1
S2016	My child is getting a good education at this school.	17	0.0	0.0	0.0	17.6	17.6	64.7	100.0
S2017	My child's English skills are being developed at this school.	17	0.0	0.0	0.0	17.6	23.5	58.8	100.0
S2018	My child's Mathematics skills are being developed at this school.	17	0.0	0.0	0.0	11.8	35.3	52.9	100.0
S2019	I understand how my child is assessed at this school.	17	0.0	0.0	0.0	5.9	35.3	58.8	100.0
S2020	I understand how computers and other technologies are used at this school to enhance my child's learning.	17	0.0	0.0	0.0	11.8	29.4	58.8	100.0
S2021	Teachers at this school are interested in my child's wellbeing.	17	0.0	0.0	0.0	0.0	11.8	88.2	100.0
S2022	Staff at this school are approachable.	16	0.0	0.0	0.0	0.0	12.5	87.5	100.0
S2023	Staff at this school are responsive to my enquiries.	17	0.0	0.0	0.0	0.0	17.6	82.4	100.0
S2024	This school asks for my input.	17	0.0	0.0	0.0	11.8	35.3	52.9	100.0
S2025	This school keeps me well informed.	17	0.0	0.0	0.0	5.9	29.4	64.7	100.0
S2026	This school encourages me to take an active role in my child's education.	17	0.0	0.0	0.0	5.9	35.3	58.8	100.0
S2027	This school encourages me to participate in school activities.	17	0.0	0.0	0.0	5.9	29.4	64.7	100.0
S2028	This school provides me with useful feedback about my child's progress.	17	0.0	0.0	5.9	0.0	29.4	64.7	94.1
S2029	This school provides useful information online.	17	0.0	0.0	0.0	11.8	52.9	35.3	100.0
S2030	This school is environmentally friendly.	17	0.0	0.0	0.0	0.0	41.2	58.8	100.0
S2031	This school is well organised.	17	0.0	0.0	0.0	0.0	29.4	70.6	100.0
S2032	This school has a strong sense of community.	17	0.0	0.0	5.9	0.0	11.8	82.4	94.1
S2033	This school celebrates student achievements.	17	0.0	5.9	0.0	0.0	35.3	58.8	94.1
S2034	I would recommend this school to others.	17	0.0	0.0	0.0	0.0	17.6	82.4	100.0
S2035	This is a good school.	17	0.0	0.0	0.0	0.0	17.6	82.4	100.0

## SCHOOL OPINION SURVEY — Parent/Caregiver School Report, 2016.

### Flagstone Creek State School (0489)

Total Agreement: Presents the aggregation of positive responses, that is; 'Somewhat Agree', 'Agree' and 'Strongly Agree'.

Graph should be viewed in conjunction with the corresponding table as 'NA', 'DW' and '0%' are all displayed as zero.



## SCHOOL OPINION SURVEY — Parent/Caregiver School Report, 2012–2016.

### Flagstone Creek State School (0489)

Total Agreement: Presents the aggregation of positive responses, that is; 'Somewhat Agree', 'Agree' and 'Strongly Agree'.

Graph should be viewed in conjunction with the corresponding table as 'NA', 'DW' and '0%' are all displayed as zero.

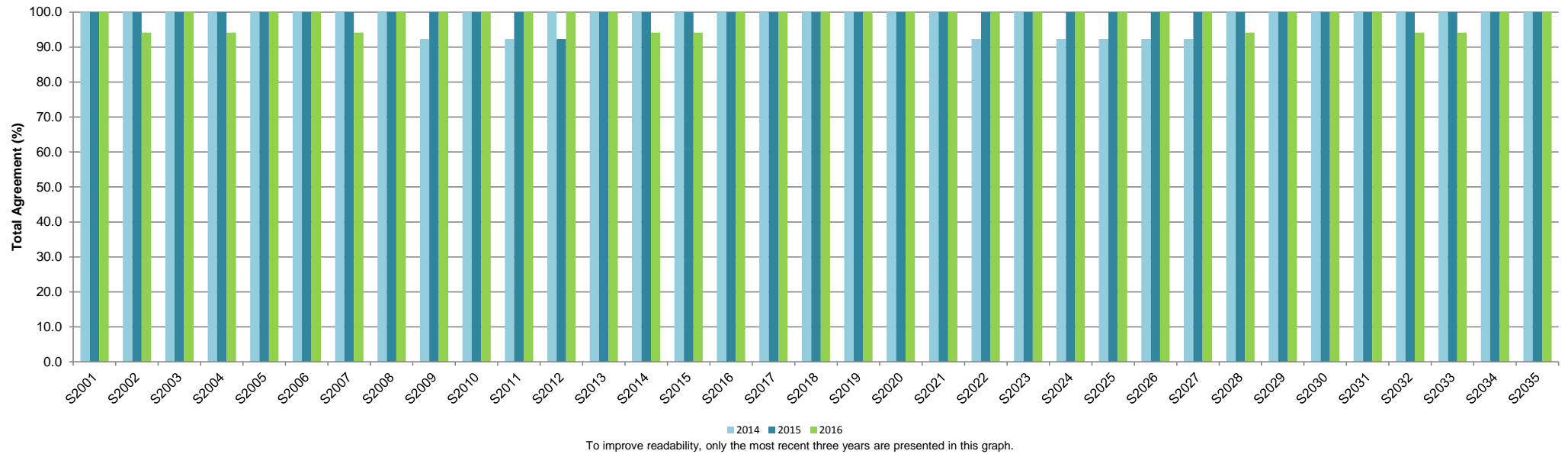
Item code	Parents/Caregivers were asked to think back over the school year, and to indicate the extent to which they agreed or disagreed with the following statements, for their eldest child in the school:	TOTAL AGREEMENT									
		2012		2013		2014		2015		2016	
		n	(%)	n	(%)	n	(%)	n	(%)	n	(%)
S2001	My child likes being at this school.	19	94.7	22	100.0	13	100.0	13	100.0	17	100.0
S2002	My child feels safe at this school.	19	100.0	22	100.0	13	100.0	13	100.0	17	94.1
S2003	My child's learning needs are being met at this school.	17	100.0	21	100.0	13	100.0	13	100.0	17	100.0
S2004	My child is making good progress at this school.	19	94.7	21	100.0	13	100.0	13	100.0	17	94.1
S2005	Teachers at this school expect my child to do his or her best.	18	100.0	21	100.0	13	100.0	13	100.0	17	100.0
S2006	Teachers at this school provide my child with useful feedback about his or her school work.	17	100.0	21	100.0	13	100.0	13	100.0	17	100.0
S2007	Teachers at this school motivate my child to learn.	18	100.0	21	100.0	13	100.0	13	100.0	17	94.1
S2008	Teachers at this school treat students fairly.	17	100.0	22	100.0	13	100.0	13	100.0	17	100.0
S2009	I can talk to my child's teachers about my concerns.	19	100.0	22	100.0	13	92.3	13	100.0	17	100.0
S2010	This school works with me to support my child's learning.	19	100.0	21	100.0	13	100.0	13	100.0	17	100.0
S2011	This school takes parents' opinions seriously.	19	100.0	19	100.0	13	92.3	13	100.0	17	100.0
S2012	Student behaviour is well managed at this school.	17	100.0	21	100.0	13	100.0	13	92.3	17	100.0
S2013	This school looks for ways to improve.	18	100.0	20	100.0	13	100.0	13	100.0	17	100.0
S2014	This school is well maintained.	19	100.0	22	100.0	13	100.0	13	100.0	17	94.1
S2015	This school gives my child opportunities to do interesting things.	19	100.0	22	100.0	13	100.0	13	100.0	17	94.1
S2016	My child is getting a good education at this school.	18	100.0	19	100.0	13	100.0	13	100.0	17	100.0
S2017	My child's English skills are being developed at this school.	19	100.0	21	100.0	13	100.0	13	100.0	17	100.0
S2018	My child's Mathematics skills are being developed at this school.	18	100.0	21	100.0	13	100.0	13	100.0	17	100.0
S2019	I understand how my child is assessed at this school.	19	100.0	21	100.0	13	100.0	12	100.0	17	100.0
S2020	I understand how computers and other technologies are used at this school to enhance my child's learning.	19	100.0	22	100.0	13	100.0	13	100.0	17	100.0
S2021	Teachers at this school are interested in my child's wellbeing.	19	100.0	22	100.0	13	100.0	13	100.0	17	100.0
S2022	Staff at this school are approachable.	19	100.0	22	100.0	13	92.3	13	100.0	16	100.0
S2023	Staff at this school are responsive to my enquiries.	19	100.0	22	100.0	13	100.0	13	100.0	17	100.0
S2024	This school asks for my input.	18	94.4	20	95.0	13	92.3	13	100.0	17	100.0
S2025	This school keeps me well informed.	19	100.0	22	95.5	13	92.3	13	100.0	17	100.0
S2026	This school encourages me to take an active role in my child's education.	19	100.0	22	95.5	13	92.3	13	100.0	17	100.0
S2027	This school encourages me to participate in school activities.	19	100.0	22	100.0	13	92.3	13	100.0	17	100.0
S2028	This school provides me with useful feedback about my child's progress.	19	100.0	21	100.0	13	100.0	13	100.0	17	94.1
S2029	This school provides useful information online.	19	100.0	21	95.2	13	100.0	12	100.0	17	100.0
S2030	This school is environmentally friendly.	18	100.0	21	100.0	13	100.0	13	100.0	17	100.0
S2031	This school is well organised.	19	100.0	22	100.0	13	100.0	13	100.0	17	100.0
S2032	This school has a strong sense of community.	19	100.0	21	100.0	13	100.0	13	100.0	17	94.1
S2033	This school celebrates student achievements.	19	100.0	21	100.0	13	100.0	13	100.0	17	94.1
S2034	I would recommend this school to others.	19	100.0	21	100.0	13	100.0	13	100.0	17	100.0
S2035	This is a good school.	19	100.0	21	100.0	13	100.0	13	100.0	17	100.0

# SCHOOL OPINION SURVEY — Parent/Caregiver School Report, 2012–2016.

## Flagstone Creek State School (0489)

Total Agreement: Presents the aggregation of positive responses, that is; 'Somewhat Agree', 'Agree' and 'Strongly Agree'.

Graph should be viewed in conjunction with the corresponding table as 'NA', 'DW' and '0%' are all displayed as zero.



## SCHOOL OPINION SURVEY — Parent/Caregiver School Report by school and non-school level references, 2016.

### Flagstone Creek State School (0489)

Total Agreement: Presents the aggregation of positive responses, that is; 'Somewhat Agree', 'Agree' and 'Strongly Agree'.

School level data are unweighted.

Non-school level data are weighted to relevant benchmarks.

The following non-school level references have been presented for this school:

Like Schools Group	School Group	Geographic Region
P-VII	Primary	DSR

Item code	Parents/Caregivers were asked to think back over the school year, and to indicate the extent to which they agreed or disagreed with the following statements, for their eldest child in the school:	TOTAL AGREEMENT				
		School (%)	Like Schools Group (%)	School Group (%)	Geographic Region (%)	State (%)
S2001	My child likes being at this school.	100.0	98.5	96.3	94.5	95.0
S2002	My child feels safe at this school.	94.1	99.0	96.2	94.8	95.1
S2003	My child's learning needs are being met at this school.	100.0	97.1	92.6	91.5	91.8
S2004	My child is making good progress at this school.	94.1	97.1	93.1	92.7	92.5
S2005	Teachers at this school expect my child to do his or her best.	100.0	98.5	97.5	97.0	96.9
S2006	Teachers at this school provide my child with useful feedback about his or her school work.	100.0	96.0	92.6	91.3	91.6
S2007	Teachers at this school motivate my child to learn.	94.1	96.0	93.9	92.0	92.3
S2008	Teachers at this school treat students fairly.	100.0	93.1	91.7	87.2	89.9
S2009	I can talk to my child's teachers about my concerns.	100.0	97.1	95.6	95.1	94.9
S2010	This school works with me to support my child's learning.	100.0	96.6	92.8	92.6	91.9
S2011	This school takes parents' opinions seriously.	100.0	92.5	88.9	87.6	88.2
S2012	Student behaviour is well managed at this school.	100.0	93.7	89.0	85.0	87.2
S2013	This school looks for ways to improve.	100.0	95.2	94.0	92.7	93.2
S2014	This school is well maintained.	94.1	96.9	94.6	95.1	94.5
S2015	This school gives my child opportunities to do interesting things.	94.1	96.0	93.4	93.0	93.0
S2016	My child is getting a good education at this school.	100.0	97.9	95.1	93.5	94.3
S2017	My child's English skills are being developed at this school.	100.0	97.3	94.8	93.5	93.9
S2018	My child's Mathematics skills are being developed at this school.	100.0	97.7	94.2	93.5	93.3
S2019	I understand how my child is assessed at this school.	100.0	96.0	91.4	92.2	91.2
S2020	I understand how computers and other technologies are used at this school to enhance my child's learning.	100.0	94.4	89.6	91.4	89.6
S2021	Teachers at this school are interested in my child's wellbeing.	100.0	97.1	95.4	93.9	94.1
S2022	Staff at this school are approachable.	100.0	96.2	94.7	94.0	94.0
S2023	Staff at this school are responsive to my enquiries.	100.0	96.4	93.7	93.2	92.6
S2024	This school asks for my input.	100.0	91.7	85.4	84.9	83.7
S2025	This school keeps me well informed.	100.0	92.9	89.9	88.0	89.0
S2026	This school encourages me to take an active role in my child's education.	100.0	96.4	92.7	90.9	90.5
S2027	This school encourages me to participate in school activities.	100.0	96.9	93.4	89.7	88.8
S2028	This school provides me with useful feedback about my child's progress.	94.1	95.2	90.5	90.1	89.5
S2029	This school provides useful information online.	100.0	87.6	87.2	85.8	87.4
S2030	This school is environmentally friendly.	100.0	97.8	94.1	93.6	93.4
S2031	This school is well organised.	100.0	93.7	91.5	89.3	90.3
S2032	This school has a strong sense of community.	94.1	96.0	93.2	91.2	92.2
S2033	This school celebrates student achievements.	94.1	96.4	95.9	95.4	95.3
S2034	I would recommend this school to others.	100.0	96.9	93.7	92.6	92.8
S2035	This is a good school.	100.0	98.1	95.0	93.5	94.1



## SCHOOL OPINION SURVEY — Student School Report, 2016.

### Flagstone Creek State School (0489)

Total Agreement: Presents the aggregation of positive responses, that is; 'Somewhat Agree', 'Agree' and 'Strongly Agree'.

Graph should be viewed in conjunction with the corresponding table as 'NA', 'DW' and '0%' are all displayed as zero.

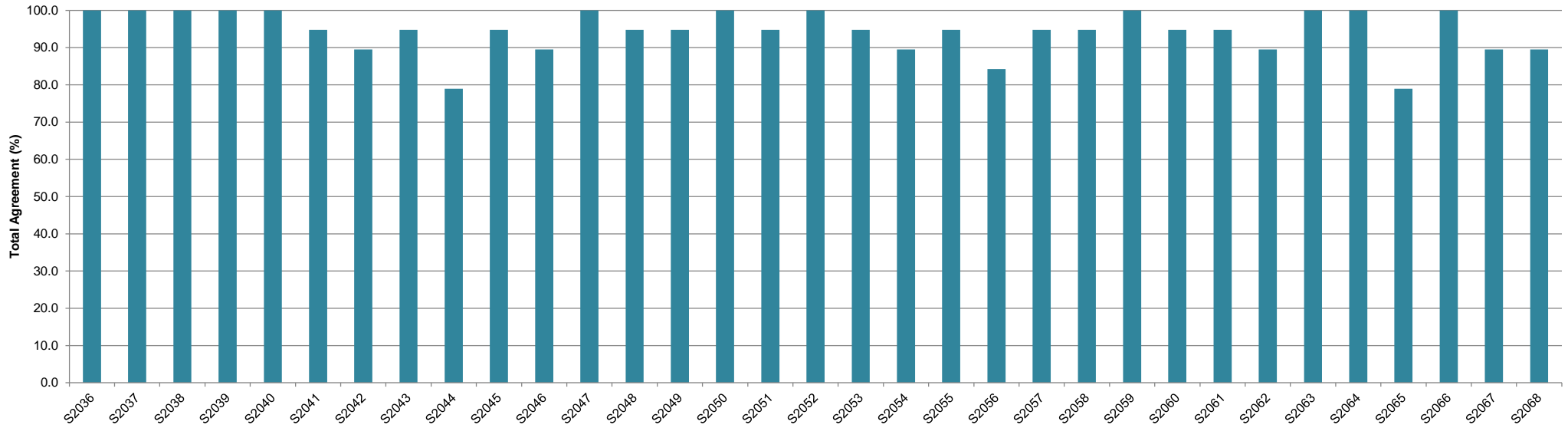
Item code	Students were asked to think back over the school year, and to indicate the extent to which they agreed or disagreed with the following statements:	n	Strongly	Disagree	Somewhat	Somewhat	Agree	Strongly	Total Agreement (%)
			Disagree (%)	(%)	Disagree (%)	Agree (%)	Agree (%)		
S2036	I like being at my school.	19	0.0	0.0	0.0	26.3	21.1	52.6	100.0
S2037	I feel safe at my school.	19	0.0	0.0	0.0	10.5	21.1	68.4	100.0
S2038	My teachers motivate me to learn.	19	0.0	0.0	0.0	5.3	26.3	68.4	100.0
S2039	My teachers expect me to do my best.	19	0.0	0.0	0.0	5.3	21.1	73.7	100.0
S2040	My teachers provide me with useful feedback about my school work.	19	0.0	0.0	0.0	21.1	26.3	52.6	100.0
S2041	Teachers at my school treat students fairly.	19	0.0	0.0	5.3	21.1	42.1	31.6	94.7
S2042	I can talk to my teachers about my concerns.	19	0.0	5.3	5.3	10.5	42.1	36.8	89.5
S2043	My school takes students opinions seriously.	19	5.3	0.0	0.0	0.0	47.4	47.4	94.7
S2044	Student behaviour is well managed at my school.	19	5.3	5.3	10.5	21.1	31.6	26.3	78.9
S2045	My school looks for ways to improve.	19	5.3	0.0	0.0	15.8	26.3	52.6	94.7
S2046	My school is well maintained.	19	0.0	0.0	10.5	5.3	21.1	63.2	89.5
S2047	My school gives me opportunities to do interesting things.	19	0.0	0.0	0.0	0.0	42.1	57.9	100.0
S2048	I am getting a good education at my school.	19	5.3	0.0	0.0	5.3	31.6	57.9	94.7
S2049	My English skills are being developed at my school.	19	5.3	0.0	0.0	15.8	36.8	42.1	94.7
S2050	My Maths skills are being developed at my school.	19	0.0	0.0	0.0	0.0	47.4	52.6	100.0
S2051	I understand how I am assessed at my school.	19	5.3	0.0	0.0	10.5	31.6	52.6	94.7
S2052	I can access computers and other technologies at my school for learning.	19	0.0	0.0	0.0	0.0	42.1	57.9	100.0
S2053	I am encouraged to use computers and other technologies at my school for learning.	19	0.0	0.0	5.3	21.1	42.1	31.6	94.7
S2054	I use computers and other technologies at my school for learning.	19	0.0	0.0	10.5	5.3	36.8	47.4	89.5
S2055	I enjoy using computers and other technologies at my school for learning.	19	0.0	0.0	5.3	21.1	26.3	47.4	94.7
S2056	I feel accepted by other students at my school.	19	10.5	5.3	0.0	5.3	26.3	52.6	84.2
S2057	My schoolwork challenges me to think.	19	0.0	0.0	5.3	15.8	26.3	52.6	94.7
S2058	My teachers challenge me to think.	19	0.0	0.0	5.3	21.1	21.1	52.6	94.7
S2059	My teachers encourage me to do my best.	19	0.0	0.0	0.0	5.3	26.3	68.4	100.0
S2060	My teachers clearly explain what is required in my school work.	19	0.0	5.3	0.0	5.3	42.1	47.4	94.7
S2061	My teachers help me with my school work when I need it.	19	0.0	0.0	5.3	5.3	42.1	47.4	94.7
S2062	My teachers use a variety of resources to help me learn.	19	0.0	0.0	10.5	15.8	26.3	47.4	89.5
S2063	My teachers care about me.	19	0.0	0.0	0.0	10.5	26.3	63.2	100.0
S2064	My school encourages me to participate in school activities.	19	0.0	0.0	0.0	15.8	15.8	68.4	100.0
S2065	My school encourages me to be a good community member.	19	0.0	5.3	15.8	5.3	26.3	47.4	78.9
S2066	My school celebrates student achievements.	19	0.0	0.0	0.0	26.3	10.5	63.2	100.0
S2067	I would recommend my school to others.	19	5.3	5.3	0.0	15.8	31.6	42.1	89.5
S2068	This is a good school.	19	0.0	5.3	5.3	0.0	31.6	57.9	89.5

## SCHOOL OPINION SURVEY — Student School Report, 2016.

### Flagstone Creek State School (0489)

Total Agreement: Presents the aggregation of positive responses, that is; 'Somewhat Agree', 'Agree' and 'Strongly Agree'.

Graph should be viewed in conjunction with the corresponding table as 'NA', 'DW' and '0%' are all displayed as zero.



## SCHOOL OPINION SURVEY — Student School Report, 2012–2016.

### Flagstone Creek State School (0489)

Total Agreement: Presents the aggregation of positive responses, that is; 'Somewhat Agree', 'Agree' and 'Strongly Agree'.

Graph should be viewed in conjunction with the corresponding table as 'NA', 'DW' and '0%' are all displayed as zero.

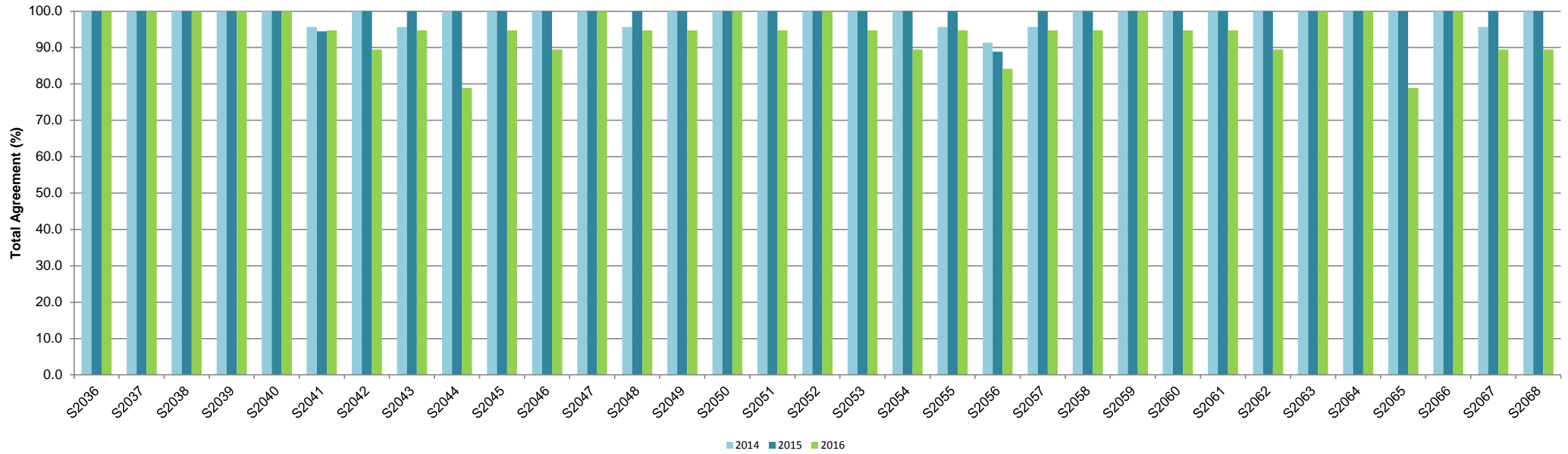
Item code	Students were asked to think back over the school year, and to indicate the extent to which they agreed or disagreed with the following statements:	TOTAL AGREEMENT									
		2012		2013		2014		2015		2016	
		n	(%)	n	(%)	n	(%)	n	(%)	n	(%)
S2036	I like being at my school.	20	100.0	18	100.0	23	100.0	18	100.0	19	100.0
S2037	I feel safe at my school.	20	100.0	18	100.0	23	100.0	18	100.0	19	100.0
S2038	My teachers motivate me to learn.	20	95.0	18	100.0	23	100.0	18	100.0	19	100.0
S2039	My teachers expect me to do my best.	20	100.0	18	100.0	23	100.0	18	100.0	19	100.0
S2040	My teachers provide me with useful feedback about my school work.	20	100.0	18	100.0	23	100.0	18	100.0	19	100.0
S2041	Teachers at my school treat students fairly.	20	100.0	18	94.4	23	95.7	18	94.4	19	94.7
S2042	I can talk to my teachers about my concerns.	20	100.0	18	100.0	23	100.0	18	100.0	19	89.5
S2043	My school takes students opinions seriously.	20	95.0	18	94.4	23	95.7	18	100.0	19	94.7
S2044	Student behaviour is well managed at my school.	20	95.0	18	100.0	23	100.0	18	100.0	19	78.9
S2045	My school looks for ways to improve.	20	100.0	18	100.0	23	100.0	18	100.0	19	94.7
S2046	My school is well maintained.	20	100.0	18	100.0	23	100.0	18	100.0	19	89.5
S2047	My school gives me opportunities to do interesting things.	20	100.0	18	94.4	23	100.0	18	100.0	19	100.0
S2048	I am getting a good education at my school.	20	95.0	18	100.0	23	95.7	18	100.0	19	94.7
S2049	My English skills are being developed at my school.	20	100.0	18	100.0	23	100.0	18	100.0	19	94.7
S2050	My Maths skills are being developed at my school.	20	100.0	18	100.0	23	100.0	18	100.0	19	100.0
S2051	I understand how I am assessed at my school.	19	100.0	18	100.0	23	100.0	18	100.0	19	94.7
S2052	I can access computers and other technologies at my school for learning.	20	100.0	18	100.0	23	100.0	18	100.0	19	100.0
S2053	I am encouraged to use computers and other technologies at my school for learning.	20	100.0	18	100.0	23	100.0	18	100.0	19	94.7
S2054	I use computers and other technologies at my school for learning.	20	100.0	18	100.0	23	100.0	18	100.0	19	89.5
S2055	I enjoy using computers and other technologies at my school for learning.	20	100.0	17	100.0	23	95.7	18	100.0	19	94.7
S2056	I feel accepted by other students at my school.	20	95.0	17	100.0	23	91.3	18	88.9	19	84.2
S2057	My schoolwork challenges me to think.	20	100.0	18	100.0	23	95.7	18	100.0	19	94.7
S2058	My teachers challenge me to think.	20	100.0	18	100.0	23	100.0	18	100.0	19	94.7
S2059	My teachers encourage me to do my best.	20	100.0	18	100.0	23	100.0	18	100.0	19	100.0
S2060	My teachers clearly explain what is required in my school work.	20	100.0	18	100.0	23	100.0	18	100.0	19	94.7
S2061	My teachers help me with my school work when I need it.	20	100.0	18	100.0	23	100.0	18	100.0	19	94.7
S2062	My teachers use a variety of resources to help me learn.	20	100.0	18	100.0	23	100.0	18	100.0	19	89.5
S2063	My teachers care about me.	19	89.5	18	94.4	23	100.0	18	100.0	19	100.0
S2064	My school encourages me to participate in school activities.	20	100.0	18	100.0	23	100.0	18	100.0	19	100.0
S2065	My school encourages me to be a good community member.	20	100.0	18	100.0	23	100.0	18	100.0	19	78.9
S2066	My school celebrates student achievements.	20	100.0	18	100.0	23	100.0	18	100.0	19	100.0
S2067	I would recommend my school to others.	19	94.7	17	100.0	23	95.7	18	100.0	19	89.5
S2068	This is a good school.	19	94.7	18	100.0	23	100.0	18	100.0	19	89.5

# SCHOOL OPINION SURVEY — Student School Report, 2012–2016.

## Flagstone Creek State School (0489)

Total Agreement: Presents the aggregation of positive responses, that is; 'Somewhat Agree', 'Agree' and 'Strongly Agree'.

Graph should be viewed in conjunction with the corresponding table as 'NA', 'DW' and '0%' are all displayed as zero.



To improve readability, only the most recent three years are presented in this graph.

## SCHOOL OPINION SURVEY — Student School Report by student year level, 2016.

### Flagstone Creek State School (0489)

Total Agreement: Presents the aggregation of positive responses, that is; 'Somewhat Agree', 'Agree' and 'Strongly Agree'.

n\* Includes respondents who selected an 'Other' year level or did not select a year level.

Item code	Students were asked to think back over the school year, and to indicate the extent to which they agreed or disagreed with the following statements:	TOTAL AGREEMENT									
		Year 5		Year 6		Year 8		Year 11		School	
		n	(%)	n	(%)	n	(%)	n	(%)	n*	(%)
S2036	I like being at my school.	7	100.0	4	100.0	NA	NA	NA	NA	19	100.0
S2037	I feel safe at my school.	7	100.0	4	100.0	NA	NA	NA	NA	19	100.0
S2038	My teachers motivate me to learn.	7	100.0	4	100.0	NA	NA	NA	NA	19	100.0
S2039	My teachers expect me to do my best.	7	100.0	4	100.0	NA	NA	NA	NA	19	100.0
S2040	My teachers provide me with useful feedback about my school work.	7	100.0	4	100.0	NA	NA	NA	NA	19	100.0
S2041	Teachers at my school treat students fairly.	7	85.7	4	100.0	NA	NA	NA	NA	19	94.7
S2042	I can talk to my teachers about my concerns.	7	85.7	4	75.0	NA	NA	NA	NA	19	89.5
S2043	My school takes students opinions seriously.	7	85.7	4	100.0	NA	NA	NA	NA	19	94.7
S2044	Student behaviour is well managed at my school.	7	57.1	4	75.0	NA	NA	NA	NA	19	78.9
S2045	My school looks for ways to improve.	7	85.7	4	100.0	NA	NA	NA	NA	19	94.7
S2046	My school is well maintained.	7	85.7	4	75.0	NA	NA	NA	NA	19	89.5
S2047	My school gives me opportunities to do interesting things.	7	100.0	4	100.0	NA	NA	NA	NA	19	100.0
S2048	I am getting a good education at my school.	7	85.7	4	100.0	NA	NA	NA	NA	19	94.7
S2049	My English skills are being developed at my school.	7	85.7	4	100.0	NA	NA	NA	NA	19	94.7
S2050	My Maths skills are being developed at my school.	7	100.0	4	100.0	NA	NA	NA	NA	19	100.0
S2051	I understand how I am assessed at my school.	7	85.7	4	100.0	NA	NA	NA	NA	19	94.7
S2052	I can access computers and other technologies at my school for learning.	7	100.0	4	100.0	NA	NA	NA	NA	19	100.0
S2053	I am encouraged to use computers and other technologies at my school for learning.	7	100.0	4	75.0	NA	NA	NA	NA	19	94.7
S2054	I use computers and other technologies at my school for learning.	7	100.0	4	50.0	NA	NA	NA	NA	19	89.5
S2055	I enjoy using computers and other technologies at my school for learning.	7	85.7	4	100.0	NA	NA	NA	NA	19	94.7
S2056	I feel accepted by other students at my school.	7	71.4	4	75.0	NA	NA	NA	NA	19	84.2
S2057	My schoolwork challenges me to think.	7	100.0	4	75.0	NA	NA	NA	NA	19	94.7
S2058	My teachers challenge me to think.	7	85.7	4	100.0	NA	NA	NA	NA	19	94.7
S2059	My teachers encourage me to do my best.	7	100.0	4	100.0	NA	NA	NA	NA	19	100.0
S2060	My teachers clearly explain what is required in my school work.	7	100.0	4	75.0	NA	NA	NA	NA	19	94.7
S2061	My teachers help me with my school work when I need it.	7	100.0	4	75.0	NA	NA	NA	NA	19	94.7
S2062	My teachers use a variety of resources to help me learn.	7	71.4	4	100.0	NA	NA	NA	NA	19	89.5
S2063	My teachers care about me.	7	100.0	4	100.0	NA	NA	NA	NA	19	100.0
S2064	My school encourages me to participate in school activities.	7	100.0	4	100.0	NA	NA	NA	NA	19	100.0
S2065	My school encourages me to be a good community member.	7	71.4	4	50.0	NA	NA	NA	NA	19	78.9
S2066	My school celebrates student achievements.	7	100.0	4	100.0	NA	NA	NA	NA	19	100.0
S2067	I would recommend my school to others.	7	85.7	4	75.0	NA	NA	NA	NA	19	89.5
S2068	This is a good school.	7	85.7	4	75.0	NA	NA	NA	NA	19	89.5

# SCHOOL OPINION SURVEY — Student School Report by school and non-school level references, 2016.

## Flagstone Creek State School (0489)

Total Agreement: Presents the aggregation of positive responses, that is; 'Somewhat Agree', 'Agree' and 'Strongly Agree'.

School level data are unweighted.

Non-school level data are weighted to relevant benchmarks.

The following non-school level references have been presented for this school:

Like Schools Group	School Group	Geographic Region
P-VII	Primary	DSR

Item code	Students were asked to think back over the school year, and to indicate the extent to which they agreed or disagreed with the following statements:	TOTAL AGREEMENT				
		School (%)	Like Schools Group (%)	School Group (%)	Geographic Region (%)	State (%)
S2036	I like being at my school.	100.0	96.6	94.4	91.2	91.4
S2037	I feel safe at my school.	100.0	98.8	94.1	92.6	92.4
S2038	My teachers motivate me to learn.	100.0	98.6	96.7	93.6	93.0
S2039	My teachers expect me to do my best.	100.0	99.2	98.4	97.4	97.4
S2040	My teachers provide me with useful feedback about my school work.	100.0	97.6	95.1	92.2	91.8
S2041	Teachers at my school treat students fairly.	94.7	94.7	90.6	84.6	84.4
S2042	I can talk to my teachers about my concerns.	89.5	94.3	89.6	83.9	83.1
S2043	My school takes students opinions seriously.	94.7	94.4	90.2	85.6	83.5
S2044	Student behaviour is well managed at my school.	78.9	94.2	85.4	80.5	79.7
S2045	My school looks for ways to improve.	94.7	98.3	96.3	93.7	93.4
S2046	My school is well maintained.	89.5	97.7	93.8	91.3	90.7
S2047	My school gives me opportunities to do interesting things.	100.0	96.0	94.1	91.6	91.3
S2048	I am getting a good education at my school.	94.7	98.2	96.3	94.7	94.6
S2049	My English skills are being developed at my school.	94.7	97.8	95.3	93.7	93.5
S2050	My Maths skills are being developed at my school.	100.0	98.1	95.2	93.1	93.1
S2051	I understand how I am assessed at my school.	94.7	97.2	94.0	92.6	91.8
S2052	I can access computers and other technologies at my school for learning.	100.0	98.4	95.7	95.7	94.5
S2053	I am encouraged to use computers and other technologies at my school for learning.	94.7	95.1	91.1	90.9	90.1
S2054	I use computers and other technologies at my school for learning.	89.5	97.2	94.3	94.4	93.1
S2055	I enjoy using computers and other technologies at my school for learning.	94.7	96.5	95.5	93.4	93.0
S2056	I feel accepted by other students at my school.	84.2	92.7	87.6	84.3	84.5
S2057	My schoolwork challenges me to think.	94.7	97.8	95.2	94.6	94.1
S2058	My teachers challenge me to think.	94.7	97.7	96.1	94.8	94.1
S2059	My teachers encourage me to do my best.	100.0	98.8	97.5	95.7	95.3
S2060	My teachers clearly explain what is required in my school work.	94.7	97.3	95.6	91.4	91.2
S2061	My teachers help me with my school work when I need it.	94.7	97.1	95.3	93.4	92.7
S2062	My teachers use a variety of resources to help me learn.	89.5	98.7	95.3	92.8	92.5
S2063	My teachers care about me.	100.0	97.5	93.9	89.1	88.9
S2064	My school encourages me to participate in school activities.	100.0	98.2	96.4	94.2	93.5
S2065	My school encourages me to be a good community member.	78.9	97.6	95.6	93.3	92.8
S2066	My school celebrates student achievements.	100.0	96.4	95.3	94.1	93.3
S2067	I would recommend my school to others.	89.5	97.4	93.1	88.7	88.9
S2068	This is a good school.	89.5	97.9	93.9	89.6	90.5

## SCHOOL OPINION SURVEY — Staff School Report (all staff items), 2016.

### Flagstone Creek State School (0489)

Total Agreement: Presents the aggregation of positive responses, that is; 'Somewhat Agree', 'Agree' and 'Strongly Agree'.

Graph should be viewed in conjunction with the corresponding table as 'NA', 'DW' and '0%' are all displayed as zero.

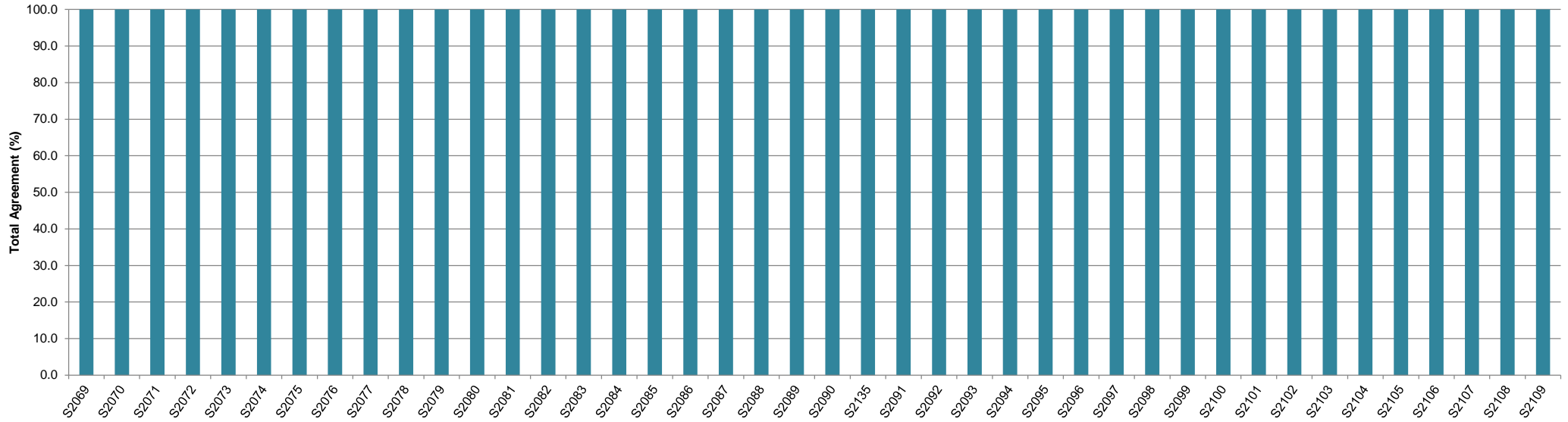
Item code	Staff were asked to think back over the school year, and to indicate the extent to which they agreed or disagreed with the following statements about aspects of the school as a workplace:	Strongly Disagree	Disagree	Somewhat Disagree	Somewhat Agree	Agree	Strongly Agree	Total Agreement	
		n	(%)	(%)	(%)	(%)	(%)	(%)	
S2069	I enjoy working at this school.	9	DW	DW	DW	DW	DW	100.0	
S2070	I feel this school is a safe place in which to work.	9	DW	DW	DW	DW	DW	100.0	
S2071	I receive useful feedback about my work at this school.	9	0.0	0.0	0.0	0.0	11.1	88.9	100.0
S2072	Students are encouraged to do their best at this school.	9	DW	DW	DW	DW	DW	DW	100.0
S2073	Students are treated fairly at this school.	9	DW	DW	DW	DW	DW	DW	100.0
S2074	Student behaviour is well managed at this school.	9	0.0	0.0	0.0	0.0	22.2	77.8	100.0
S2075	Staff are well supported at this school.	9	DW	DW	DW	DW	DW	DW	100.0
S2076	This school takes staff opinions seriously.	9	DW	DW	DW	DW	DW	DW	100.0
S2077	This school looks for ways to improve.	9	DW	DW	DW	DW	DW	DW	100.0
S2078	This school is well maintained.	9	0.0	0.0	0.0	0.0	11.1	88.9	100.0
S2079	This school gives me opportunities to do interesting things.	9	0.0	0.0	0.0	0.0	11.1	88.9	100.0
S2080	I feel I have a good work-life balance.	9	0.0	0.0	0.0	0.0	33.3	66.7	100.0
S2081	I feel I have the necessary skills to do my job effectively at this school.	9	0.0	0.0	0.0	0.0	22.2	77.8	100.0
S2082	I feel well prepared for the different aspects of my job at this school.	9	0.0	0.0	0.0	0.0	22.2	77.8	100.0
S2083	I feel that social, cultural and racial diversity are respected at this school.	9	DW	DW	DW	DW	DW	DW	100.0
S2084	I feel that staff morale is positive at this school.	9	0.0	0.0	0.0	0.0	11.1	88.9	100.0
S2085	I feel the Developing Performance process helps me to improve my work at this school.	9	0.0	0.0	0.0	11.1	33.3	55.6	100.0
S2086	I have access to quality professional development.	9	0.0	0.0	0.0	0.0	22.2	77.8	100.0
S2087	I can access necessary information and communication technologies to do my job at this school.	9	0.0	0.0	0.0	0.0	33.3	66.7	100.0
S2088	I have the required skills to use the necessary information and communication technologies to do my job at this school.	9	0.0	0.0	0.0	0.0	22.2	77.8	100.0
S2089	I am aware of occupational health and safety procedures at this school.	9	0.0	0.0	0.0	0.0	11.1	88.9	100.0
S2090	Information and communication equipment is well maintained at this school.	9	0.0	0.0	0.0	0.0	11.1	88.9	100.0
S2135	Students with disability are well supported at this school.	9	0.0	0.0	0.0	0.0	11.1	88.9	100.0
S2091	Staff at this school are approachable.	9	DW	DW	DW	DW	DW	DW	100.0
S2092	Staff at this school are interested in my wellbeing.	9	DW	DW	DW	DW	DW	DW	100.0
S2093	Staff at this school have good team spirit.	9	DW	DW	DW	DW	DW	DW	100.0
S2094	There is good communication between all staff at this school.	9	DW	DW	DW	DW	DW	DW	100.0
S2095	This school is well organised.	9	0.0	0.0	0.0	0.0	11.1	88.9	100.0
S2096	This school keeps me well informed about things that are important to my work.	9	DW	DW	DW	DW	DW	DW	100.0
S2097	This school provides useful information online.	9	0.0	0.0	0.0	0.0	11.1	88.9	100.0
S2098	This school asks for my input.	9	0.0	0.0	0.0	0.0	11.1	88.9	100.0
S2099	This school encourages me to provide constructive feedback.	9	0.0	0.0	0.0	0.0	22.2	77.8	100.0
S2100	This school encourages me to participate in professional development activities.	9	DW	DW	DW	DW	DW	DW	100.0
S2101	This school encourages me to take responsibility for my work.	9	DW	DW	DW	DW	DW	DW	100.0
S2102	This school encourages me to undertake leadership roles.	9	DW	DW	DW	DW	DW	DW	100.0
S2103	This school encourages coaching and mentoring activities.	9	0.0	0.0	0.0	0.0	22.2	77.8	100.0
S2104	This school makes reasonable demands of me in my job.	9	0.0	0.0	0.0	0.0	22.2	77.8	100.0
S2105	This school has a strong sense of community.	9	DW	DW	DW	DW	DW	DW	100.0
S2106	This school celebrates staff achievements.	9	DW	DW	DW	DW	DW	DW	100.0
S2107	I would recommend this school to others.	9	DW	DW	DW	DW	DW	DW	100.0
S2108	This is a good school.	9	DW	DW	DW	DW	DW	DW	100.0
S2109	Overall, I feel that working at this school is rewarding.	9	DW	DW	DW	DW	DW	DW	100.0

## SCHOOL OPINION SURVEY — Staff School Report (all staff items), 2016.

### Flagstone Creek State School (0489)

Total Agreement: Presents the aggregation of positive responses, that is; 'Somewhat Agree', 'Agree' and 'Strongly Agree'.

Graph should be viewed in conjunction with the corresponding table as 'NA', 'DW' and '0%' are all displayed as zero.





## SCHOOL OPINION SURVEY — Staff School Report (all staff items), 2013–2016.

### Flagstone Creek State School (0489)

Total Agreement: Presents the aggregation of positive responses, that is; 'Somewhat Agree', 'Agree' and 'Strongly Agree'.

Graph should be viewed in conjunction with the corresponding table as 'NA', 'DW' and '0%' are all displayed as zero.

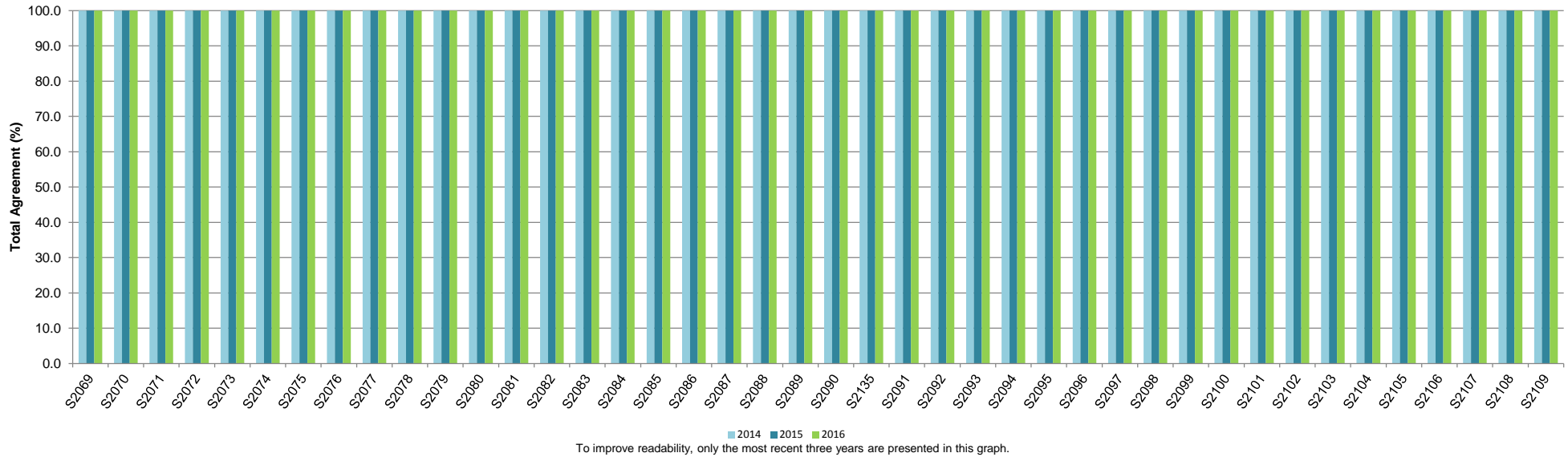
Item code	Staff were asked to think back over the school year, and to indicate the extent to which they agreed or disagreed with the following statements about aspects of the school as a workplace:	TOTAL AGREEMENT							
		2013		2014		2015		2016	
		n	(%)	n	(%)	n	(%)	n	(%)
S2069	I enjoy working at this school.	9	100.0	8	100.0	9	100.0	9	100.0
S2070	I feel this school is a safe place in which to work.	9	100.0	8	100.0	9	100.0	9	100.0
S2071	I receive useful feedback about my work at this school.	9	100.0	8	100.0	9	100.0	9	100.0
S2072	Students are encouraged to do their best at this school.	9	100.0	8	100.0	9	100.0	9	100.0
S2073	Students are treated fairly at this school.	9	100.0	8	100.0	9	100.0	9	100.0
S2074	Student behaviour is well managed at this school.	9	100.0	7	100.0	9	100.0	9	100.0
S2075	Staff are well supported at this school.	9	100.0	8	100.0	9	100.0	9	100.0
S2076	This school takes staff opinions seriously.	9	100.0	8	100.0	9	100.0	9	100.0
S2077	This school looks for ways to improve.	9	100.0	8	100.0	9	100.0	9	100.0
S2078	This school is well maintained.	9	100.0	8	100.0	9	100.0	9	100.0
S2079	This school gives me opportunities to do interesting things.	9	100.0	8	100.0	9	100.0	9	100.0
S2080	I feel I have a good work-life balance.	9	100.0	8	100.0	9	100.0	9	100.0
S2081	I feel I have the necessary skills to do my job effectively at this school.	9	100.0	8	100.0	9	100.0	9	100.0
S2082	I feel well prepared for the different aspects of my job at this school.	9	100.0	8	100.0	9	100.0	9	100.0
S2083	I feel that social, cultural and racial diversity are respected at this school.	9	100.0	8	100.0	9	100.0	9	100.0
S2084	I feel that staff morale is positive at this school.	9	100.0	8	100.0	9	100.0	9	100.0
S2085	I feel the Developing Performance process helps me to improve my work at this school.	9	88.9	8	100.0	9	100.0	9	100.0
S2086	I have access to quality professional development.	8	100.0	8	100.0	9	100.0	9	100.0
S2087	I can access necessary information and communication technologies to do my job at this school.	9	100.0	8	100.0	9	100.0	9	100.0
S2088	I have the required skills to use the necessary information and communication technologies to do my job at this school.	9	100.0	8	100.0	9	100.0	9	100.0
S2089	I am aware of occupational health and safety procedures at this school.	9	100.0	7	100.0	9	100.0	9	100.0
S2090	Information and communication equipment is well maintained at this school.	9	100.0	8	100.0	9	100.0	9	100.0
S2135	Students with disability are well supported at this school.	NA	NA	8	100.0	9	100.0	9	100.0
S2091	Staff at this school are approachable.	9	100.0	8	100.0	9	100.0	9	100.0
S2092	Staff at this school are interested in my wellbeing.	9	100.0	8	100.0	9	100.0	9	100.0
S2093	Staff at this school have good team spirit.	9	100.0	8	100.0	9	100.0	9	100.0
S2094	There is good communication between all staff at this school.	9	100.0	8	100.0	9	100.0	9	100.0
S2095	This school is well organised.	9	100.0	8	100.0	9	100.0	9	100.0
S2096	This school keeps me well informed about things that are important to my work.	9	100.0	8	100.0	9	100.0	9	100.0
S2097	This school provides useful information online.	8	100.0	8	100.0	9	100.0	9	100.0
S2098	This school asks for my input.	9	100.0	8	100.0	9	100.0	9	100.0
S2099	This school encourages me to provide constructive feedback.	9	100.0	8	100.0	9	100.0	9	100.0
S2100	This school encourages me to participate in professional development activities.	9	100.0	8	100.0	9	100.0	9	100.0
S2101	This school encourages me to take responsibility for my work.	9	100.0	8	100.0	9	100.0	9	100.0
S2102	This school encourages me to undertake leadership roles.	8	100.0	8	100.0	9	100.0	9	100.0
S2103	This school encourages coaching and mentoring activities.	8	100.0	8	100.0	9	100.0	9	100.0
S2104	This school makes reasonable demands of me in my job.	9	100.0	8	100.0	9	100.0	9	100.0
S2105	This school has a strong sense of community.	9	100.0	8	100.0	9	100.0	9	100.0
S2106	This school celebrates staff achievements.	9	100.0	8	100.0	9	100.0	9	100.0
S2107	I would recommend this school to others.	9	100.0	8	100.0	9	100.0	9	100.0
S2108	This is a good school.	9	100.0	8	100.0	9	100.0	9	100.0
S2109	Overall, I feel that working at this school is rewarding.	9	100.0	8	100.0	9	100.0	9	100.0

## SCHOOL OPINION SURVEY — Staff School Report (all staff items), 2013–2016.

### Flagstone Creek State School (0489)

Total Agreement: Presents the aggregation of positive responses, that is; 'Somewhat Agree', 'Agree' and 'Strongly Agree'.

Graph should be viewed in conjunction with the corresponding table as 'NA', 'DW' and '0%' are all displayed as zero.



## SCHOOL OPINION SURVEY — Staff School Report (all staff items) by staff type, 2016.

### Flagstone Creek State School (0489)

Total Agreement: Presents the aggregation of positive responses, that is; 'Somewhat Agree', 'Agree' and 'Strongly Agree'.

n^ Includes respondents who did not select a staff type.

Item code	Staff were asked to think back over the school year, and to indicate the extent to which they agreed or disagreed with the following statements about aspects of the school as a workplace:	TOTAL AGREEMENT					
		Teaching staff		Non-teaching staff		n^	School (%)
		n	(%)	n	(%)		
S2069	I enjoy working at this school.	4	100.0	5	100.0	9	100.0
S2070	I feel this school is a safe place in which to work.	4	100.0	5	100.0	9	100.0
S2071	I receive useful feedback about my work at this school.	4	100.0	5	100.0	9	100.0
S2072	Students are encouraged to do their best at this school.	4	100.0	5	100.0	9	100.0
S2073	Students are treated fairly at this school.	4	100.0	5	100.0	9	100.0
S2074	Student behaviour is well managed at this school.	4	100.0	5	100.0	9	100.0
S2075	Staff are well supported at this school.	4	100.0	5	100.0	9	100.0
S2076	This school takes staff opinions seriously.	4	100.0	5	100.0	9	100.0
S2077	This school looks for ways to improve.	4	100.0	5	100.0	9	100.0
S2078	This school is well maintained.	4	100.0	5	100.0	9	100.0
S2079	This school gives me opportunities to do interesting things.	4	100.0	5	100.0	9	100.0
S2080	I feel I have a good work-life balance.	4	100.0	5	100.0	9	100.0
S2081	I feel I have the necessary skills to do my job effectively at this school.	4	100.0	5	100.0	9	100.0
S2082	I feel well prepared for the different aspects of my job at this school.	4	100.0	5	100.0	9	100.0
S2083	I feel that social, cultural and racial diversity are respected at this school.	4	100.0	5	100.0	9	100.0
S2084	I feel that staff morale is positive at this school.	4	100.0	5	100.0	9	100.0
S2085	I feel the Developing Performance process helps me to improve my work at this school.	4	100.0	5	100.0	9	100.0
S2086	I have access to quality professional development.	4	100.0	5	100.0	9	100.0
S2087	I can access necessary information and communication technologies to do my job at this school.	4	100.0	5	100.0	9	100.0
S2088	I have the required skills to use the necessary information and communication technologies to do my job at this school.	4	100.0	5	100.0	9	100.0
S2089	I am aware of occupational health and safety procedures at this school.	4	100.0	5	100.0	9	100.0
S2090	Information and communication equipment is well maintained at this school.	4	100.0	5	100.0	9	100.0
S2135	Students with disability are well supported at this school.	4	100.0	5	100.0	9	100.0
S2091	Staff at this school are approachable.	4	100.0	5	100.0	9	100.0
S2092	Staff at this school are interested in my wellbeing.	4	100.0	5	100.0	9	100.0
S2093	Staff at this school have good team spirit.	4	100.0	5	100.0	9	100.0
S2094	There is good communication between all staff at this school.	4	100.0	5	100.0	9	100.0
S2095	This school is well organised.	4	100.0	5	100.0	9	100.0
S2096	This school keeps me well informed about things that are important to my work.	4	100.0	5	100.0	9	100.0
S2097	This school provides useful information online.	4	100.0	5	100.0	9	100.0
S2098	This school asks for my input.	4	100.0	5	100.0	9	100.0
S2099	This school encourages me to provide constructive feedback.	4	100.0	5	100.0	9	100.0
S2100	This school encourages me to participate in professional development activities.	4	100.0	5	100.0	9	100.0
S2101	This school encourages me to take responsibility for my work.	4	100.0	5	100.0	9	100.0
S2102	This school encourages me to undertake leadership roles.	4	100.0	5	100.0	9	100.0
S2103	This school encourages coaching and mentoring activities.	4	100.0	5	100.0	9	100.0
S2104	This school makes reasonable demands of me in my job.	4	100.0	5	100.0	9	100.0
S2105	This school has a strong sense of community.	4	100.0	5	100.0	9	100.0
S2106	This school celebrates staff achievements.	4	100.0	5	100.0	9	100.0
S2107	I would recommend this school to others.	4	100.0	5	100.0	9	100.0
S2108	This is a good school.	4	100.0	5	100.0	9	100.0
S2109	Overall, I feel that working at this school is rewarding.	4	100.0	5	100.0	9	100.0

## SCHOOL OPINION SURVEY — Staff School Report (all staff items) by school and non-school level references, 2016.

### Flagstone Creek State School (0489)

Total Agreement: Presents the aggregation of positive responses, that is; 'Somewhat Agree', 'Agree' and 'Strongly Agree'.

School level data are unweighted.

Non-school level data are weighted to relevant benchmarks.

The following non-school level references have been presented for this school:

Like Schools Group	School Group	Geographic Region
P-VII	Primary	DSR

Item code	Staff were asked to think back over the school year, and to indicate the extent to which they agreed or disagreed with the following statements about aspects of the school as a workplace:	TOTAL AGREEMENT				
		School (%)	Like Schools Group (%)	School Group (%)	Geographic Region (%)	State (%)
S2069	I enjoy working at this school.	100.0	98.9	96.0	95.9	95.5
S2070	I feel this school is a safe place in which to work.	100.0	98.9	96.7	96.6	95.9
S2071	I receive useful feedback about my work at this school.	100.0	95.8	89.9	89.2	88.2
S2072	Students are encouraged to do their best at this school.	100.0	99.6	98.6	97.7	97.6
S2073	Students are treated fairly at this school.	100.0	98.9	96.0	94.6	95.3
S2074	Student behaviour is well managed at this school.	100.0	97.6	90.4	87.4	87.8
S2075	Staff are well supported at this school.	100.0	94.9	89.4	88.4	87.0
S2076	This school takes staff opinions seriously.	100.0	95.8	89.0	88.2	86.2
S2077	This school looks for ways to improve.	100.0	98.2	96.8	96.2	95.6
S2078	This school is well maintained.	100.0	97.8	93.8	93.8	92.4
S2079	This school gives me opportunities to do interesting things.	100.0	98.4	91.9	92.3	90.7
S2080	I feel I have a good work-life balance.	100.0	89.7	80.8	82.1	79.2
S2081	I feel I have the necessary skills to do my job effectively at this school.	100.0	98.9	97.6	97.4	96.9
S2082	I feel well prepared for the different aspects of my job at this school.	100.0	98.7	96.2	95.5	95.0
S2083	I feel that social, cultural and racial diversity are respected at this school.	100.0	99.6	97.5	96.3	96.6
S2084	I feel that staff morale is positive at this school.	100.0	93.8	83.9	83.7	81.8
S2085	I feel the Developing Performance process helps me to improve my work at this school.	100.0	93.0	85.2	83.5	81.7
S2086	I have access to quality professional development.	100.0	96.4	90.0	90.9	88.1
S2087	I can access necessary information and communication technologies to do my job at this school.	100.0	94.7	92.4	91.9	90.8
S2088	I have the required skills to use the necessary information and communication technologies to do my job at this school.	100.0	97.3	95.9	96.3	95.4
S2089	I am aware of occupational health and safety procedures at this school.	100.0	98.7	97.9	98.2	97.6
S2090	Information and communication equipment is well maintained at this school.	100.0	94.0	90.3	88.7	88.3
S2135	Students with disability are well supported at this school.	100.0	96.1	95.9	95.7	95.7
S2091	Staff at this school are approachable.	100.0	98.5	96.0	95.9	95.5
S2092	Staff at this school are interested in my wellbeing.	100.0	98.7	93.6	92.9	91.9
S2093	Staff at this school have good team spirit.	100.0	94.3	89.8	89.1	88.3
S2094	There is good communication between all staff at this school.	100.0	92.1	83.7	81.4	80.5
S2095	This school is well organised.	100.0	96.0	91.6	90.3	89.1
S2096	This school keeps me well informed about things that are important to my work.	100.0	95.4	90.9	89.8	88.7
S2097	This school provides useful information online.	100.0	97.7	94.0	93.7	92.6
S2098	This school asks for my input.	100.0	97.1	87.4	86.6	84.8
S2099	This school encourages me to provide constructive feedback.	100.0	96.0	87.7	86.7	85.1
S2100	This school encourages me to participate in professional development activities.	100.0	96.8	92.1	92.3	90.3
S2101	This school encourages me to take responsibility for my work.	100.0	99.8	98.3	98.2	97.9
S2102	This school encourages me to undertake leadership roles.	100.0	95.9	86.9	87.2	85.2
S2103	This school encourages coaching and mentoring activities.	100.0	95.2	92.0	91.3	90.6
S2104	This school makes reasonable demands of me in my job.	100.0	97.1	87.6	88.0	85.2
S2105	This school has a strong sense of community.	100.0	98.0	92.8	91.5	90.7
S2106	This school celebrates staff achievements.	100.0	95.4	87.8	87.3	86.2
S2107	I would recommend this school to others.	100.0	98.4	94.2	93.2	92.8
S2108	This is a good school.	100.0	98.5	95.6	94.7	94.5
S2109	Overall, I feel that working at this school is rewarding.	100.0	98.5	94.5	94.0	93.2

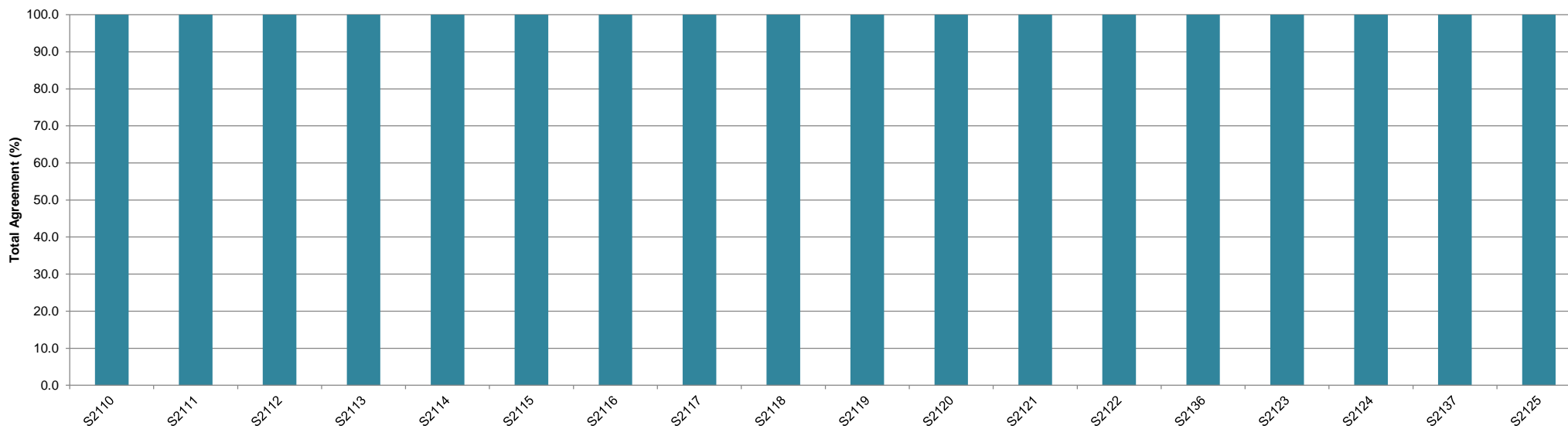
## SCHOOL OPINION SURVEY — Staff School Report (teaching staff only items), 2016.

### Flagstone Creek State School (0489)

Total Agreement: Presents the aggregation of positive responses, that is; 'Somewhat Agree', 'Agree' and 'Strongly Agree'.

Graph should be viewed in conjunction with the corresponding table as 'NA', 'DW' and '0%' are all displayed as zero.

Item code	Teaching staff were asked to think back over the school year, and to indicate the extent to which they agreed or disagreed with the following statements about aspects of the school as a workplace:	n	Strongly Disagree	Disagree	Somewhat Disagree	Somewhat Agree	Agree	Strongly Agree	Total Agreement
			(%)	(%)	(%)	(%)	(%)	(%)	(%)
S2110	I feel confident in my knowledge of evidenced-based teaching and learning practices.	4	DW	DW	DW	DW	DW	DW	100.0
S2111	I feel confident applying evidenced-based teaching and learning practices.	4	DW	DW	DW	DW	DW	DW	100.0
S2112	I feel confident in my knowledge of the Australian and Queensland curriculums.	4	DW	DW	DW	DW	DW	DW	100.0
S2113	I feel confident embedding education for sustainability across the learning areas.	4	DW	DW	DW	DW	DW	DW	100.0
S2114	I feel confident embedding Aboriginal and Torres Strait Islander perspectives across the learning areas.	4	DW	DW	DW	DW	DW	DW	100.0
S2115	I feel confident using curriculum support materials to enhance student learning at this school.	4	DW	DW	DW	DW	DW	DW	100.0
S2116	I feel confident using student assessment data to improve student achievement at this school.	4	DW	DW	DW	DW	DW	DW	100.0
S2117	I feel confident meeting the learning needs of all of my students at this school.	4	DW	DW	DW	DW	DW	DW	100.0
S2118	I feel confident engaging all of my students in learning at this school.	4	DW	DW	DW	DW	DW	DW	100.0
S2119	I feel confident managing the behaviour of all of my students at this school.	4	DW	DW	DW	DW	DW	DW	100.0
S2120	I feel confident delivering environmental education for sustainability.	4	DW	DW	DW	DW	DW	DW	100.0
S2121	I feel confident collaborating with teaching colleagues.	4	DW	DW	DW	DW	DW	DW	100.0
S2122	I feel that students receive a good education at this school.	4	DW	DW	DW	DW	DW	DW	100.0
S2136	I feel that students with disability receive the same educational opportunities as all other students at this school.	4	DW	DW	DW	DW	DW	DW	100.0
S2123	This school provides students with opportunities to experience different age appropriate responsibilities.	4	DW	DW	DW	DW	DW	DW	100.0
S2124	This school supports me in implementing Curriculum into the Classroom (C2C) materials.	4	DW	DW	DW	DW	DW	DW	100.0
S2137	This school has the buildings and infrastructure to support teaching and learning practices.	4	DW	DW	DW	DW	DW	DW	100.0
S2125	Overall, I feel that teaching at this school is rewarding.	4	DW	DW	DW	DW	DW	DW	100.0



# SCHOOL OPINION SURVEY — Staff School Report (teaching staff only items), 2013–2016.

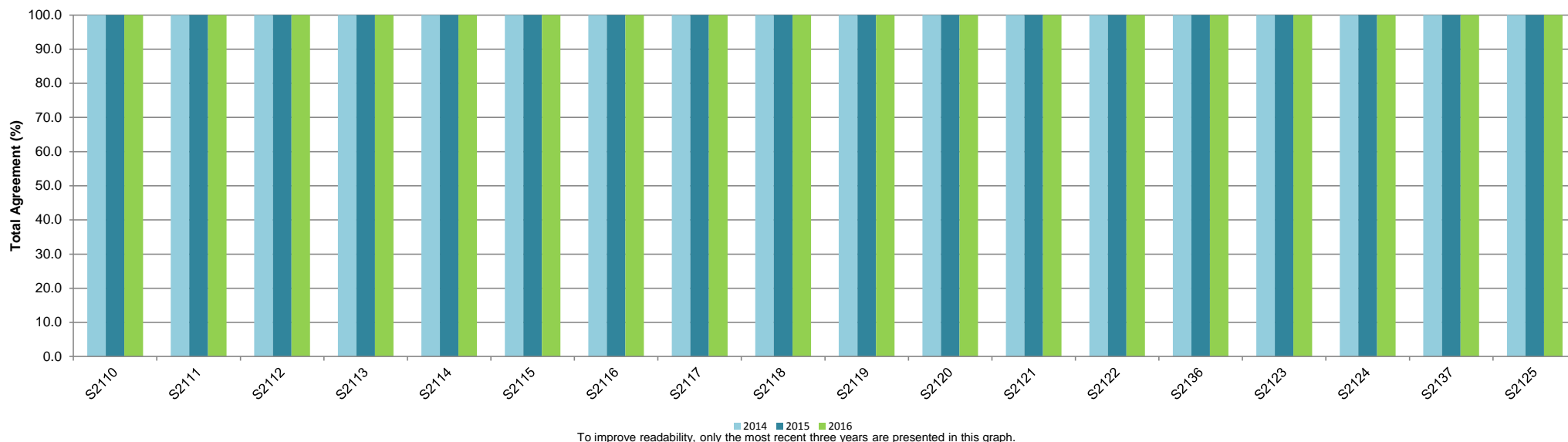
## Flagstone Creek State School (0489)

Total Agreement: Presents the aggregation of positive responses, that is; 'Somewhat Agree', 'Agree' and 'Strongly Agree'.

Graph should be viewed in conjunction with the corresponding table as 'NA', 'DW' and '0%' are all displayed as zero.

Item code	Teaching staff were asked to think back over the school year, and to indicate the extent to which they agreed or disagreed with the following statements about aspects of the school as a workplace:	TOTAL AGREEMENT							
		2013		2014		2015		2016	
		n	(%)	n	(%)	n	(%)	n	(%)
S2110	I feel confident in my knowledge of evidenced-based teaching and learning practices.	4	100.0	4	100.0	4	100.0	4	100.0
S2111	I feel confident applying evidenced-based teaching and learning practices.	4	100.0	4	100.0	4	100.0	4	100.0
S2112	I feel confident in my knowledge of the Australian and Queensland curriculums.	4	100.0	4	100.0	4	100.0	4	100.0
S2113	I feel confident embedding education for sustainability across the learning areas.	4	100.0	4	100.0	4	100.0	4	100.0
S2114	I feel confident embedding Aboriginal and Torres Strait Islander perspectives across the learning areas.	3	100.0	4	100.0	4	100.0	4	100.0
S2115	I feel confident using curriculum support materials to enhance student learning at this school.	4	100.0	4	100.0	4	100.0	4	100.0
S2116	I feel confident using student assessment data to improve student achievement at this school.	4	100.0	4	100.0	4	100.0	4	100.0
S2117	I feel confident meeting the learning needs of all of my students at this school.	4	100.0	4	100.0	4	100.0	4	100.0
S2118	I feel confident engaging all of my students in learning at this school.	4	100.0	4	100.0	4	100.0	4	100.0
S2119	I feel confident managing the behaviour of all of my students at this school.	4	100.0	4	100.0	4	100.0	4	100.0
S2120	I feel confident delivering environmental education for sustainability.	4	100.0	4	100.0	4	100.0	4	100.0
S2121	I feel confident collaborating with teaching colleagues.	3	100.0	4	100.0	4	100.0	4	100.0
S2122	I feel that students receive a good education at this school.	4	100.0	4	100.0	4	100.0	4	100.0
S2136	I feel that students with disability receive the same educational opportunities as all other students at this school.	NA	NA	4	100.0	4	100.0	4	100.0
S2123	This school provides students with opportunities to experience different age appropriate responsibilities.	4	100.0	4	100.0	4	100.0	4	100.0
S2124	This school supports me in implementing Curriculum into the Classroom (C2C) materials.	3	100.0	4	100.0	4	100.0	4	100.0
S2137	This school has the buildings and infrastructure to support teaching and learning practices.	NA	NA	4	100.0	4	100.0	4	100.0
S2125	Overall, I feel that teaching at this school is rewarding.	4	100.0	4	100.0	4	100.0	4	100.0

Note: Teaching staff items S2136 and S2123 revised for 2014 and 2015 data.



To improve readability, only the most recent three years are presented in this graph.

**SCHOOL OPINION SURVEY — Staff School Report (teaching staff only items) by school and non-school level references, 2016.**
**Flagstone Creek State School (0489)**

Total Agreement: Presents the aggregation of positive responses, that is; 'Somewhat Agree', 'Agree' and 'Strongly Agree'.

School level data are unweighted.

Non-school level data are weighted to relevant benchmarks.

The following non-school level references have been presented for this school:

Like Schools Group	School Group	Geographic Region
<b>P-VII</b>	<b>Primary</b>	<b>DSR</b>

Item code	Teaching staff were asked to think back over the school year, and to indicate the extent to which they agreed or disagreed with the following statements about aspects of the school as a workplace:	TOTAL AGREEMENT				
		School (%)	Like Schools Group (%)	School Group (%)	Geographic Region (%)	State (%)
S2110	I feel confident in my knowledge of evidenced-based teaching and learning practices.	100.0	99.6	98.7	98.1	98.1
S2111	I feel confident applying evidenced-based teaching and learning practices.	100.0	99.6	98.7	97.9	98.0
S2112	I feel confident in my knowledge of the Australian and Queensland curriculums.	100.0	99.1	98.2	97.3	97.1
S2113	I feel confident embedding education for sustainability across the learning areas.	100.0	98.3	94.6	92.8	92.6
S2114	I feel confident embedding Aboriginal and Torres Strait Islander perspectives across the learning areas.	100.0	99.1	91.8	88.7	88.3
S2115	I feel confident using curriculum support materials to enhance student learning at this school.	100.0	100.0	98.3	97.0	97.1
S2116	I feel confident using student assessment data to improve student achievement at this school.	100.0	100.0	98.3	97.1	97.4
S2117	I feel confident meeting the learning needs of all of my students at this school.	100.0	99.2	96.0	93.9	94.9
S2118	I feel confident engaging all of my students in learning at this school.	100.0	100.0	97.0	94.4	95.5
S2119	I feel confident managing the behaviour of all of my students at this school.	100.0	99.6	95.8	92.7	94.0
S2120	I feel confident delivering environmental education for sustainability.	100.0	99.1	93.4	88.8	90.3
S2121	I feel confident collaborating with teaching colleagues.	100.0	100.0	97.5	96.7	97.3
S2122	I feel that students receive a good education at this school.	100.0	100.0	97.8	96.6	96.9
S2136	I feel that students with disability receive the same educational opportunities as all other students at this school.	100.0	97.7	95.9	95.1	95.1
S2123	This school provides students with opportunities to experience different age appropriate responsibilities.	100.0	100.0	96.9	96.0	95.5
S2124	This school supports me in implementing Curriculum into the Classroom (C2C) materials.	100.0	98.7	94.1	91.6	91.4
S2137	This school has the buildings and infrastructure to support teaching and learning practices.	100.0	96.6	91.3	89.2	87.3
S2125	Overall, I feel that teaching at this school is rewarding.	100.0	100.0	95.1	94.1	93.6

## SCHOOL OPINION SURVEY — Principal Report (principal only items) by non-school level references, 2016.

### Flagstone Creek State School (0489)

Total Agreement: Presents the aggregation of positive responses, that is; 'Somewhat Agree', 'Agree' and 'Strongly Agree'.

School level data are unweighted.

Non-school level data are weighted to relevant benchmarks.

The following non-school level references have been presented for this school:

Like Schools Group	School Group	Geographic Region
<b>P-VII</b>	<b>Primary</b>	<b>DSR</b>

Item code	Principals were asked to think back over the school year, and to indicate the extent to which they agreed or disagreed with the following statements about aspects of the school as a workplace:	Like Schools Group	School Group	Geographic Region	State
		(%)	(%)	(%)	(%)
S2126	I feel well supported by the department to lead this school.	98.2	96.8	97.1	96.4
S2127	I feel confident in my educational leadership role at this school.	100.0	99.3	100.0	99.4
S2128	I feel confident leading improvements in student outcomes at this school.	100.0	99.6	99.5	99.7
S2129	I feel confident using school data to improve student outcomes at this school.	100.0	99.5	99.5	99.4
S2130	I feel confident reducing the ecological footprint of this school.	98.2	96.4	97.1	96.4
S2131	Staff at this school work collaboratively.	98.2	98.8	98.6	99.0
S2132	Staff at this school are actively involved in the Developing Performance process.	98.2	98.1	99.5	98.1
S2133	Teaching staff at this school have the skills to improve student outcomes.	100.0	99.3	100.0	99.4
S2134	Overall, I feel that leading this school is rewarding.	100.0	99.7	99.5	99.7